



APPLICATIONS

- Battery-Powered Devices
- IoT
- Wearable
- Portable Devices
- Input Filters

FEATURES

- Size 2mmx2.5mmx1.2mm
- Semi-Shielded Construction
- Low DCR
- Low Profile
- Low Stray Field
- Max Operating Temp +125°C
- RoHS/REACH-Compliant, Halogen-Free

ELECTRICAL CHARACTERISTICS

Parameter			Value	Unit
Inductance ⁽¹⁾	L	±20%	1.0	μH
Resistance	R_{DC}	Typ	35	mΩ
Resistance _{MAX}	$R_{DC\ MAX}$	Max	43	mΩ
Rated Current ⁽²⁾	I_R	Typ	3.4	A
Saturation Current _{25°C} ⁽³⁾	$I_{SAT\ 25°C}$	Typ	4.2	A
Saturation Current _{100°C} ⁽⁴⁾	$I_{SAT\ 100°C}$	Typ	4.2	A
Resonance Frequency	f_r	Typ	74	MHz

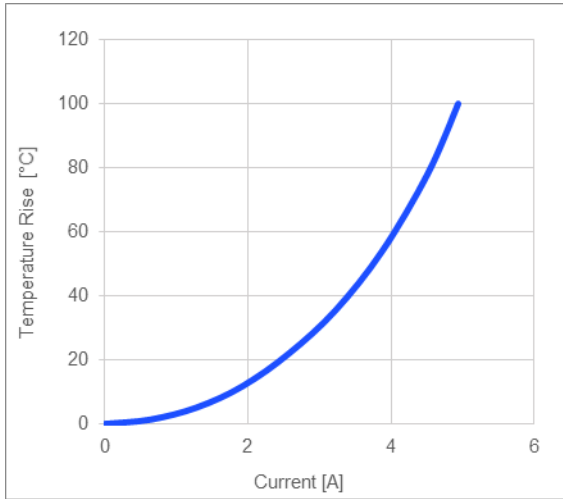
GENERAL SPECIFICATIONS

⁽¹⁾ Inductance	Measured at 100kHz, 100mA
⁽²⁾ Rated Current	Rated current will cause the coil temperature rise ΔT of 40K I_R measured with the inductor soldered in a single-layer PCB. Copper layer thickness 35μm Cu / PCB size 30x50mm. Temperature behavior dependent on circuit design, PCB layout, proximity to other components, and trace dimensions and thickness.
⁽³⁾ Saturation Current _{25°C}	Saturation current will cause L to drop from 30% at 25°C ambient temperature
⁽⁴⁾ Saturation Current _{100°C}	Saturation current will cause L to drop from 30% at 100°C ambient temperature
Temperature Test Condition	Electrical specifications measured at 25°C, 35% RH if not otherwise noted
Operating Condition	Operating temperature: -40°C to +125°C (including temp rise) Should not exceed +125°C under worst-case operation conditions
Storage Condition	Tape and Reel packaging: -10°C to +40°C Humidity: <50% RH

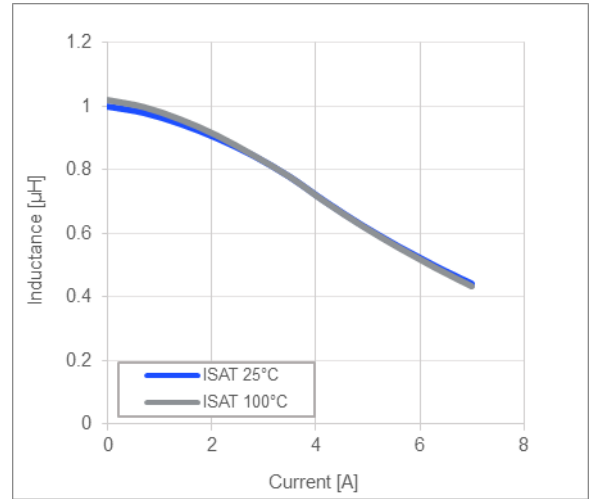
All MPS parts are lead-free, halogen-free, and adhere to the RoHS directive. For MPS green status, please visit the MPS website under Quality Assurance. "MPS", the MPS logo, and "Simple, Easy Solutions" are registered trademarks of Monolithic Power Systems, Inc. or its subsidiaries.

TYPICAL PERFORMANCE CURVES

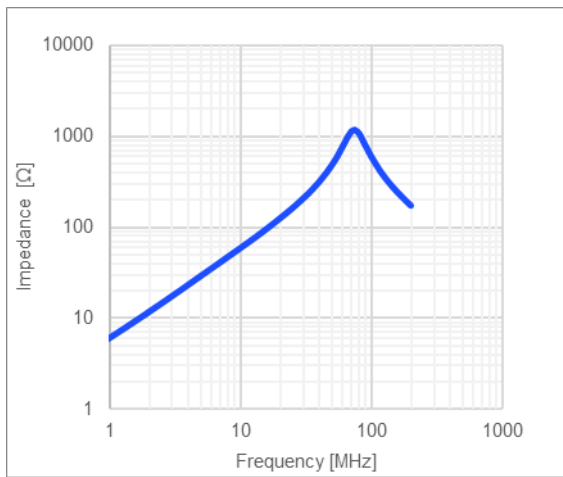
Temperature Rise vs. Current



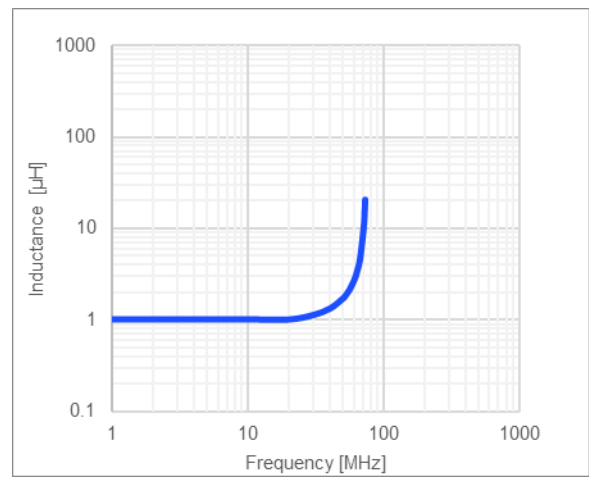
Inductance vs. Current



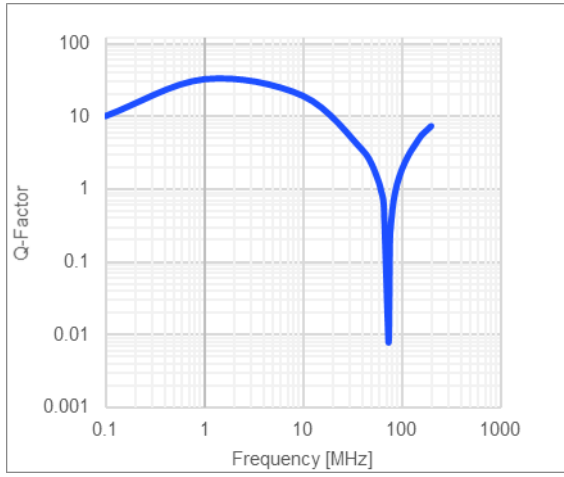
Impedance vs. Frequency



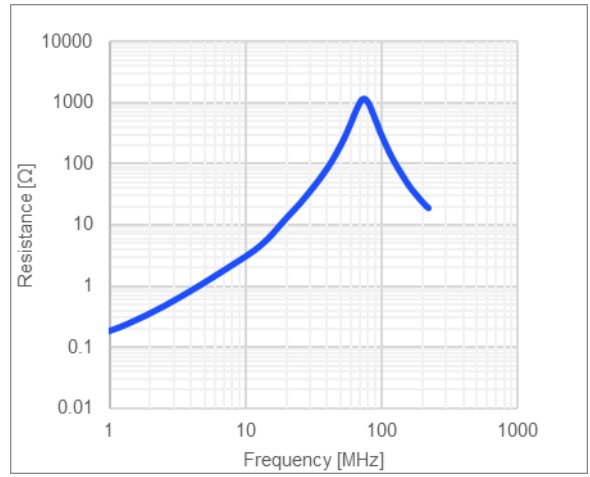
Inductance vs. Frequency



Quality Factor vs. Frequency



AC Resistance vs. Frequency



LAND PATTERN

Dimensions

A	2.40 ref.
B	1.00 ref.
C	2.90 ref.

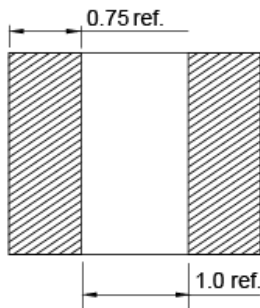
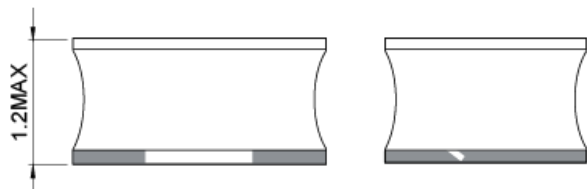
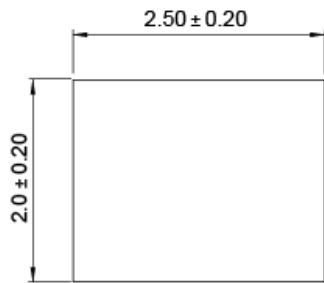
(units in mm)



PRODUCT PACKAGE AND DIMENSIONS

Dimensions

(units in mm)



ORDERING INFORMATION

Part Number	$L^{(1)}$	R_{DC}	$I_R^{(2)}$	$I_{SAT\ 25^\circ C}^{(3)}$	$I_{SAT\ 100^\circ C}^{(4)}$
	Typ (μH)	Typ (mΩ)	Typ (A)	Typ (A)	Typ (A)
MPL-SE2512-R47	0.47	20	4.5	6.5	6.5
MPL-SE2512-R68	0.68	28	3.9	5	5
MPL-SE2512-1R0	1	35	3.4	4.2	4.2
MPL-SE2512-1R5	1.5	50	2.9	3.2	3.2
MPL-SE2512-2R2	2.2	72	2.5	2.7	2.7
MPL-SE2512-3R3	3.3	90	2.1	2.4	2.4
MPL-SE2512-4R7	4.7	165	1.6	1.9	1.9
MPL-SE2512-6R8	6.8	305	1.2	1.6	1.6
MPL-SE2512-100	10	410	1.1	1.3	1.3
MPL-SE2512-150	15	620	0.85	0.9	0.9
MPL-SE2512-220	22	885	0.7	0.8	0.8

GENERAL SPECIFICATIONS

(1) Inductance	Measured at 100kHz, 100mA
(2) Rated Current	Rated current will cause the coil temperature rise ΔT of 40K <i>I_R measured with the inductor soldered in a single-layer PCB. Copper layer thickness 35μm Cu / PCB size 30x50mm. Temperature behavior dependent on circuit design, PCB layout, proximity to other components, and trace dimensions and thickness.</i>
(3) Saturation Current $_{25^\circ C}$	Saturation current will cause L to drop from 30% at 25°C ambient temperature
(4) Saturation Current $_{100^\circ C}$	Saturation current will cause L to drop from 30% at 100°C ambient temperature
Temperature Test Condition	Electrical specifications measured at 25°C, 35% RH if not otherwise noted
Operating Condition	Operating temperature: -40°C to +125°C (including temp rise) Should not exceed +125°C under worst-case operation conditions
Storage Condition	Tape and Reel packaging: -10°C to +40°C Humidity: <50% RH

REVISION HISTORY

Revision #	Revision Date	Description	Pages Updated
1.0	7/26/2019	Initial Release	-
1.1	8/2/2019	Updated Impedance vs. Frequency Curve	2
1.2	1/19/2022	Updated Electrical Characteristics	1
		Updated Typical Performance Curves	2–3
		Updated Land Pattern and Product Package Dimensions	4
		Updated Ordering Information	5
		Grammar and formatting updates	All

Notice: The information in this document is subject to change without notice. Please contact MPS for current specifications. Users should warrant and guarantee that third-party Intellectual Property rights are not infringed upon when integrating MPS products into any application. MPS will not assume any legal responsibility for any said applications.